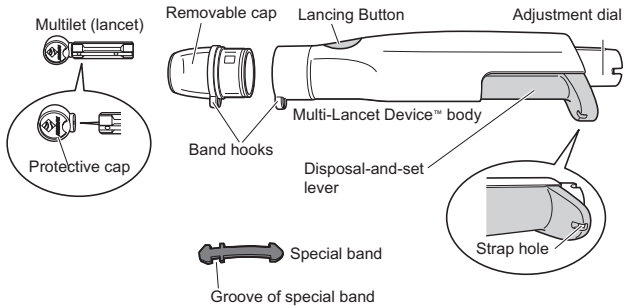


ARKRAY Multi-Lancet Device™

INSTRUCTIONS FOR USE

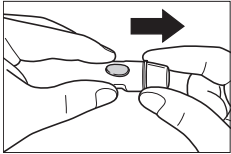
Description

The Multi-Lancet device is used for obtaining capillary blood samples for glucose monitoring or for other tests which require one or two drops of blood. An adjustable tip allows the best depth of skin penetration for each individual user.

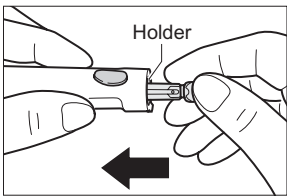


Directions

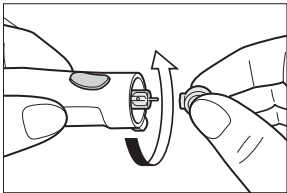
Step 1: Pull the removable cap to remove it.



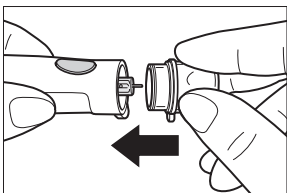
Step 2: Insert a new, unused lancet into the Holder until it stops.



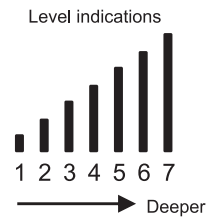
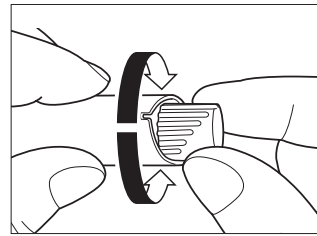
Step 3: Twist off the protective cap.



Step 4: Attach the removable cap.

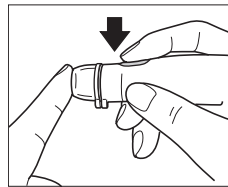


Step 5: The Multi-Lancet Device™ offers 7 different levels of skin penetration. For soft or thin skin or first time use, select "1 or 2." For tough or thick skin, select "7." If the obtained amount of blood is excessive, turn the dial to a lower setting. If the obtained amount of blood is insufficient, turn the dial to a larger setting.



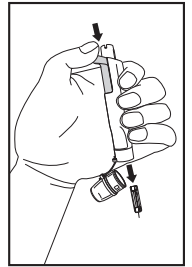
- There is no numeric inscription on the Multi-Lancet Device™.

Step 6: Press the removable cap to the side of the fingertip. Press the lancing device button.



Step 7: Obtain a drop of blood. Perform a test.

Step 8: Press the disposal and set lever forward to eject the used lancet into an appropriate container.



Dispose of lancet in a safe manner to avoid accidental stick injuries.

Cleaning and Sterilization

Use alcohol or soap and water to wipe the outside of the device. For more complete cleaning, remove the tip, wash it in warm water and rinse well. It can be disinfected with 70% rubbing alcohol. (Hospitals should consult their own infection control protocol).

Warranty

ARKRAY warrants that the Multi-Lancet Device™ will function effectively for a period of five (5) years from the date of purchase. A malfunctioning device should be returned to your supplier or to ARKRAY for replacement.

Manufactured by



Minneapolis, MN 55439 USA
Customer Service: 800-566-8558
www.arkrayusa.com